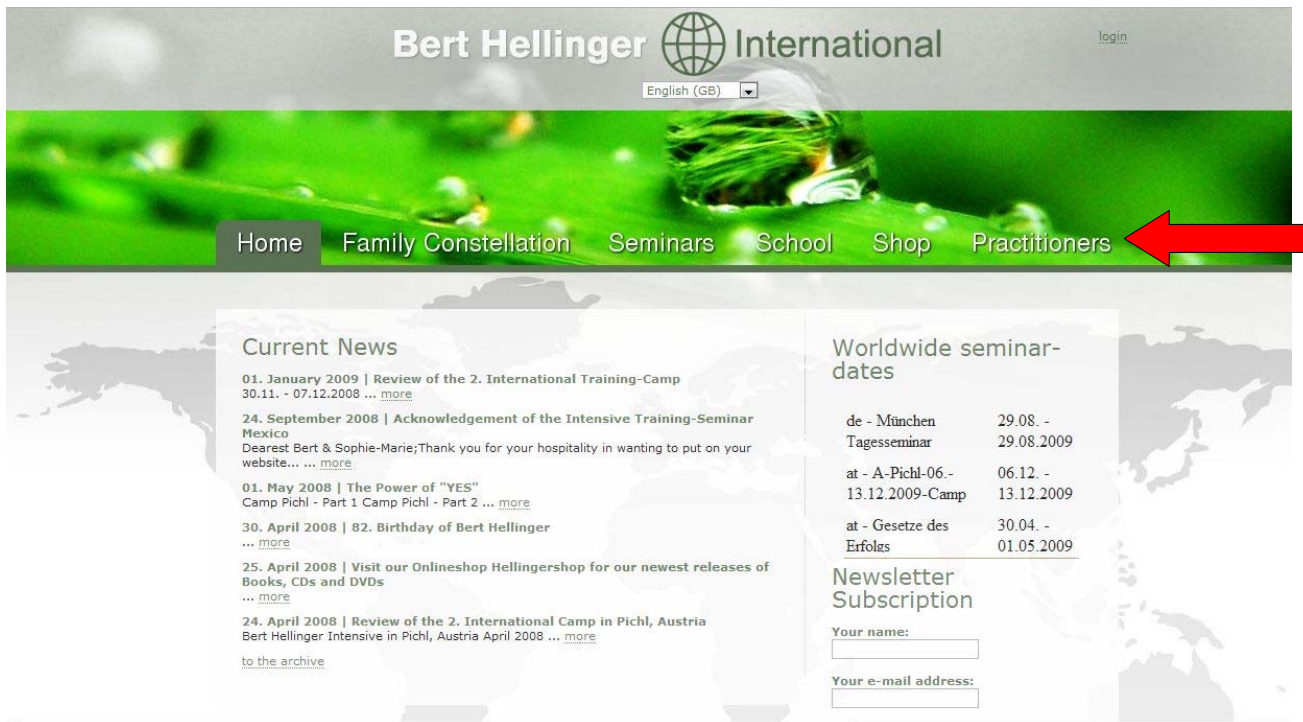


# Reger as Practitioner

Step 1: Open the Homepage: <http://www2.Hellinger.com>

Step 2: klick „Practitioners“



Step 3: klick „Sign Up“



**Step 4:** fill out the Form

The screenshot shows the Bert Hellinger International website. The header includes the logo and a language dropdown set to 'English (GB)'. A navigation bar contains links for Home, Family Constellation, Seminars, School, Shop, and Practitioners. The 'Practitioners' page is active, displaying a sidebar menu with options like Workshops, Practitioners list, Registration, Sign Up, Hellinger Partner, UEJM, and Hellinger graduated. The main content area features a 'Sign Up' form with the following fields: username, password, password, again, salutation (set to 'Sehr geehrte Frau'), firstname, lastname, address, postalcode city, country, province (set to 'Thüringen'), email, and birthday. A calendar icon is visible next to the birthday field.

**Step 5:** if you filled out the Form please press the „Submit“ button



**Step 6:** click on „Registration“ then fill out your username and your password.  
After that press the „Login“ button.



**Step 7:** after you logged in successfully click on „Edit profile“.







**Step 8:** Now you can see and edit your profile. To Order a package please click on „order / upgrade plan

role  
visitor  
Paket 4 until 14.04.2010  
[order/upgrade plan](#) 

**Step 9:** look for the package you want and klick on „order“

plans

name	description	price
<a href="#">Paket 1</a>	name, address	59,00 EUR inclusive 19% VAT <a href="#">order</a> 
<a href="#">Paket 2</a>	name, address, phone number, email	149,00 EUR inclusive 19% VAT <a href="#">order</a> 
<a href="#">Paket 3</a>	name, address, phone number, email, photo, description,	370,00 EUR inclusive 19% VAT <a href="#">order</a> 
<a href="#">Paket 4</a>	name, address, phone number, email, photo, description, calendar	950,00 EUR inclusive 19% VAT <a href="#">order</a> 

**Step 10:** to Order your package klick on the „Submit“ button



**Step 11:**

We recieved your Order and will confirm it soon by sending you the invoice.  
After your recieved our mail you can go back to your pofile and edit it with your new informations.